

## IECO Scan Amplifier Interface



### Features

- Allows connection from IECO GIU to Pyramid M10 I/O devices with standard screened cable
- Current demand, current feedback, voltage feedback and digital lines
- Provides power to M10 devices
- Supports dual redundant LEM precision current sensors
- Provides signal conditioning for LEM sensor outputs
- Compact format designed to fit inside IECO cabinet

### Applications

- Interfacing IECO scan amplifiers to Pyramid controls

### Specifications

Amplifier interfaces	Two, independent (X and Y axes) suitable for direct connection to IECO GIU 15-pin connectors.
M10 interfaces	Three, for X amplifier channel control, Y amplifier channel control, redundant current sensor readout.
LEM sensor support	Power and readout compatible with LEM IT400 and LEM IT700 sensors.
LEM signal conditioning	Burden resistor 2.50 ohm 1 watt. Differential amplifier voltage gain 14.05. Conversion gain for IT400 sensor 0.0175 V A-1. Conversion gain for IT700 sensor 0.0200 V A-1.
	Low pass filtering four pole 15 kHz (- 3dB)



**Specifications (continued)**

Power output	Three +24 VDC outputs for M10 power. Two +15 VDC outputs for LEM sensor power, 1A max. Fused 1.1A. Two -15 VDC outputs for LEM sensor power, 1A max. Fused 1.1A.
Power input	+24 +/-2 VDC, 1100 mA max. Fused 1.1 A.
Indicators	Three LEDs, +24 V power, +15 V power, -15 V power
Case	Stainless steel sheet with mounting flange, IP43.
Weight	0.27kg (0.59 lb)
Operating environment	10 to 35C, < 80% humidity, non-condensing, vibration < 1g all axes, 1 to 100Hz
Storage environment	0 to 50C, < 80% humidity, non-condensing, vibration < 2g all axes, 1 to 100Hz

**Connectors**

+24 VDC input                    2.1 mm threaded jack. Mate with Switchcraft S761K or equivalent.  
Pin: +24 VDC; Shell: 0V  
Power routed to M10 devices via DSub connectors

IECO GIU interface            Two (X and Y axes), 15 pin DSub female

1	n/c	9	Current program +
2	Current program -	10	n/c
3	n/c	11	Reset
4	Voltage monitor +	12	Voltage monitor -
5	Enable	13	Current monitor +
6	DGnd	14	Status
7	Current monitor -	15	n/c
8	n/c		

LEM sensor interface            Two (X and Y axes), 9 pin DSub female

1	Signal -	6	Signal +
2	n/c	7	n/c
3	n/c	8	n/c
4	AGnd	9	+15 VDC
5	-15 VDC		



**Connectors (continued)**

M10 (axis control)

Two (X and Y), 25 pin DSub male

1	PSU 0V (24V return)	14	+24 V DC
2	n/c	15	n/c
3	Current monitor +	16	Current monitor -
4	Enable	17	Reset
5	Voltage monitor +	18	Voltage monitor -
6	Current program -	19	Current program +
7	n/c	20	n/c
8	n/c	21	n/c
9	DGnd	22	n/c
10	n/c	23	n/c
11	n/c	24	n/c
12	n/c	25	Status
13	n/c		

M10 (LEM sensor read)

One, 25 pin DSub male


1	PSU 0V (24V return)	14	+24 V DC
2	n/c	15	n/c
3	Sensor 1 (X axis) signal	16	AGnd
4	n/c	17	n/c
5	Sensor 1 (Y axis) signal	18	AGnd
6	n/c	19	n/c
7	n/c	20	n/c
8	n/c	21	n/c
9	n/c	22	n/c
10	n/c	23	n/c
11	n/c	24	n/c
12	n/c	25	n/c
13	n/c		

Ground

Case grounded via mounting flange



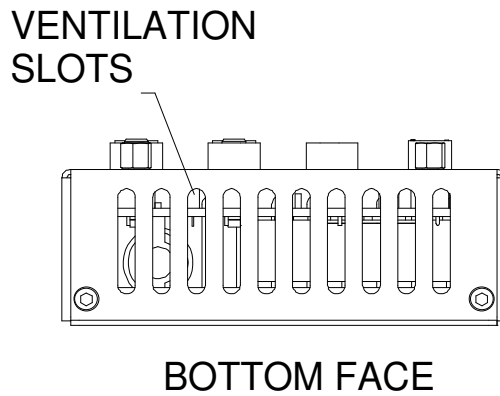
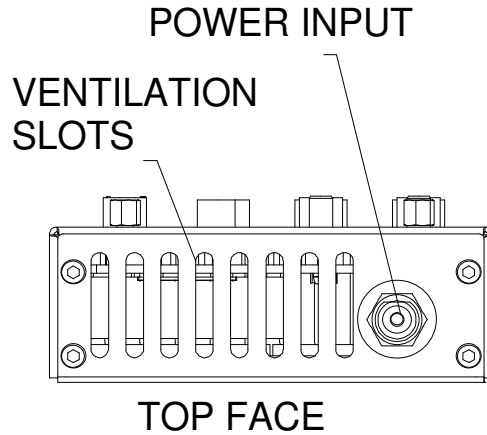
**Typical installation**



**M10 signal allocation**

M10	Signal	Allocation
X or Y control	AO_01	Current demand
	AI_01	Current monitor
	AI_02	Voltage monitor
	DO_01	Enable (high to enable)
	DO_02	Reset (pulse low to reset)
	DI_01	Status (high = good)
LEM sensor readout	AI_01	Sensor 1 (X axis)
	AI_02	Sensor 2 (Y axis)





**Ordering information**

X32	Interface adaptor for two-channel IECO amplifier
MTG-DIN35-13962	DIN rail mounting adaptor
CAB-D15F-2.5-D15M	Cable, 15-way screened, 15 pin DSub female to 15 pin DSub male, 2.5'. Two required.
CAB-D9F-2.5-D9M	Cable, 9-way screened, 9 pin DSub female to 9 pin DSub male, 2.5'. Two required.
CAB-D25F-6-D25M	Cable, 25-way screened, 25 pin DSub female to 25 pin DSub male, 6'. Three required.

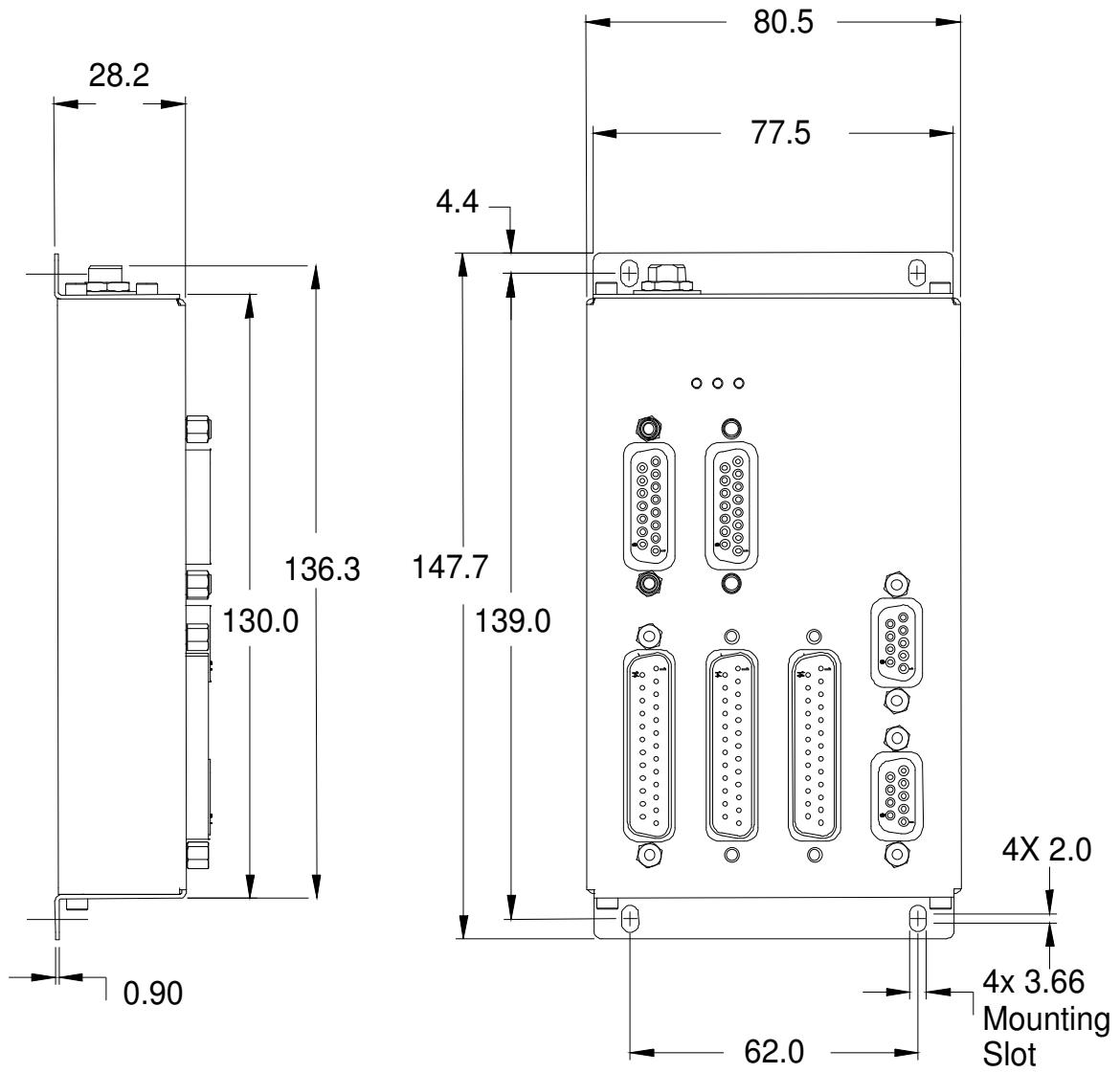
Pyramid Technical Consultants, Inc.,  
1050 Waltham Street Suite 200  
Lexington MA 02421 USA  
Tel: +1 781 402 1700 (USA),  
+44 1273 492001 (UK)  
Email: support@ptcusa.com

[www.ptcusa.com](http://www.ptcusa.com)

The information herein is believed accurate at time of publication, but no specific warranty is given regarding its use. All specifications are subject to change. Trademarks and copyright acknowledged.

X32\_DS\_130226





Dims mm

